

Scaled data based on original data using
LM-79-08 Approved Method: Electrical and Photometric Measurements of Solid-
State Lighting Products

Test Report Prepared for
Cooper Lighting Solutions
(formerly Eaton)

Brand: McGRAW-EDISON

Report Number: P595077

Luminaire Tested: **IST-PA1B-760-U-T3-HSS**

Issue Date: 3/22/2022

Test Information

Test Method: LM-79-08
Report Number: P595077
TEST IS SCALED FROM IESNA LM-79-08 TEST DATA (G1-2201-510-11)
Test Lab: INNOVATION CENTER
Issue Date: 3/22/2022
Manufacturer: COOPER LIGHTING SOLUTIONS (FORMERLY EATON)
Product Line: MCGRAW-EDISON
Catalog Number: IST-PA1B-760-U-T3-HSS
Description: IMPACT ELITE LED TRAPEZOID LUMINAIRE
(1) 70 CRI, 5700K, 450mA LIGHT ENGINE WITH 24 LEDS AND TYPE III OPTICS
WITH HOUSE SIDE SHIELD
Light Source: -
Ballast/Driver: ELECTRONIC DRIVER

Summary

Lumens per Lamp: N/A
Luminaire Lumens: 3767 lumens
Efficiency: N/A
Efficacy: 103.5 lumens/watt
Luminous Opening: Rectangular (W 0.75' x L: 0.5' x H: 0')
IES Classification: Type III - Medium
BUG Rating: B1 - U0 - G1

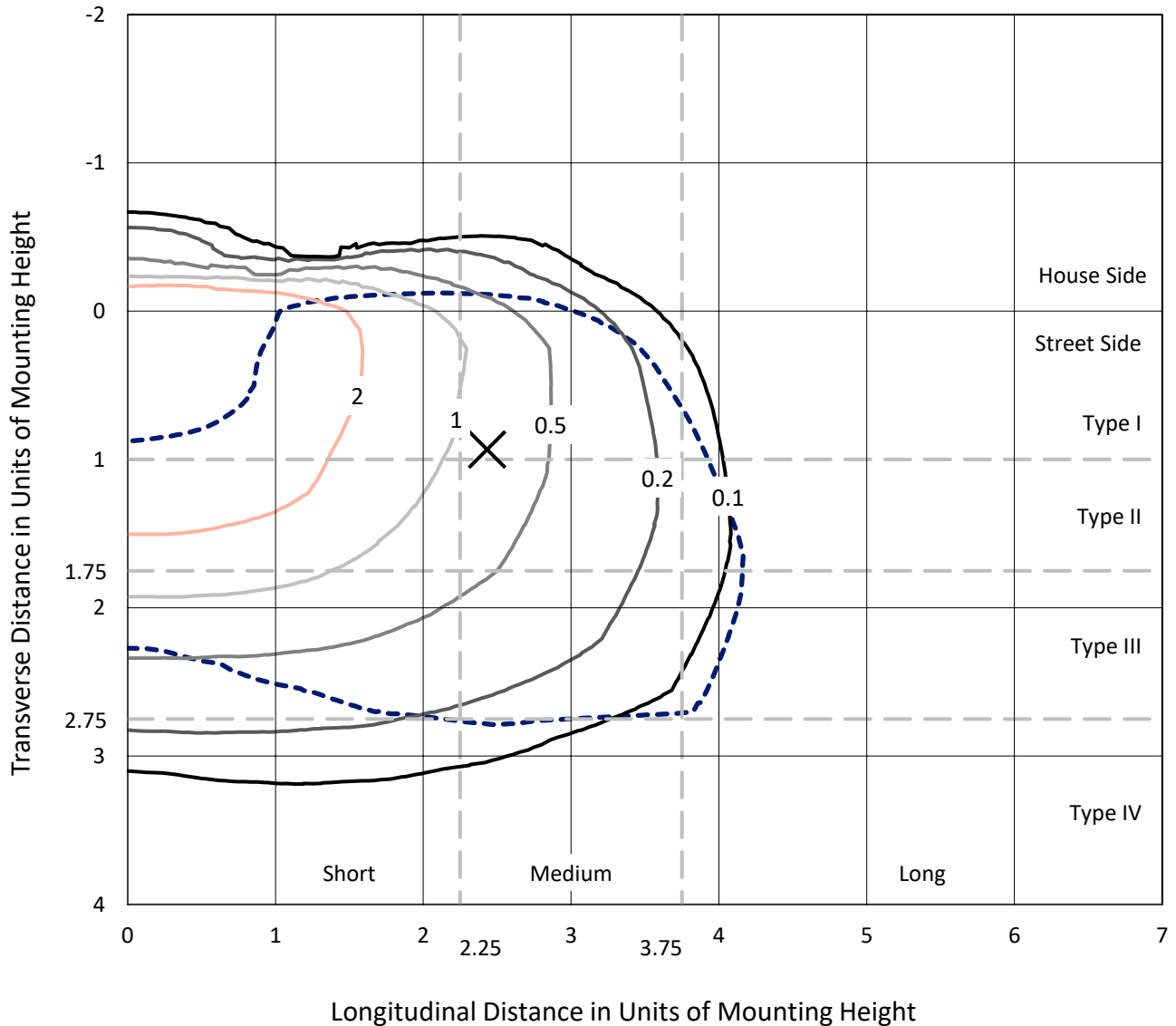
Input Watts (W): 36.4
Input Voltage (V): NR
Input Current (Ain): NR
Voltage Rise (V): NR
Power Factor: NR
Total Harmonic Distortion (THDi): NR
Frequency (hertz): 60
Stabilization Time: NR
Operation Time: NR
Ambient Temperature (°C): NR
Test Distance: 28.75 FT



REPORT NUMBER: P595077
 CATALOG NUMBER: IST-PA1B-760-U-T3-HSS

Iso-Footcandle Lines of Horizontal Illumination

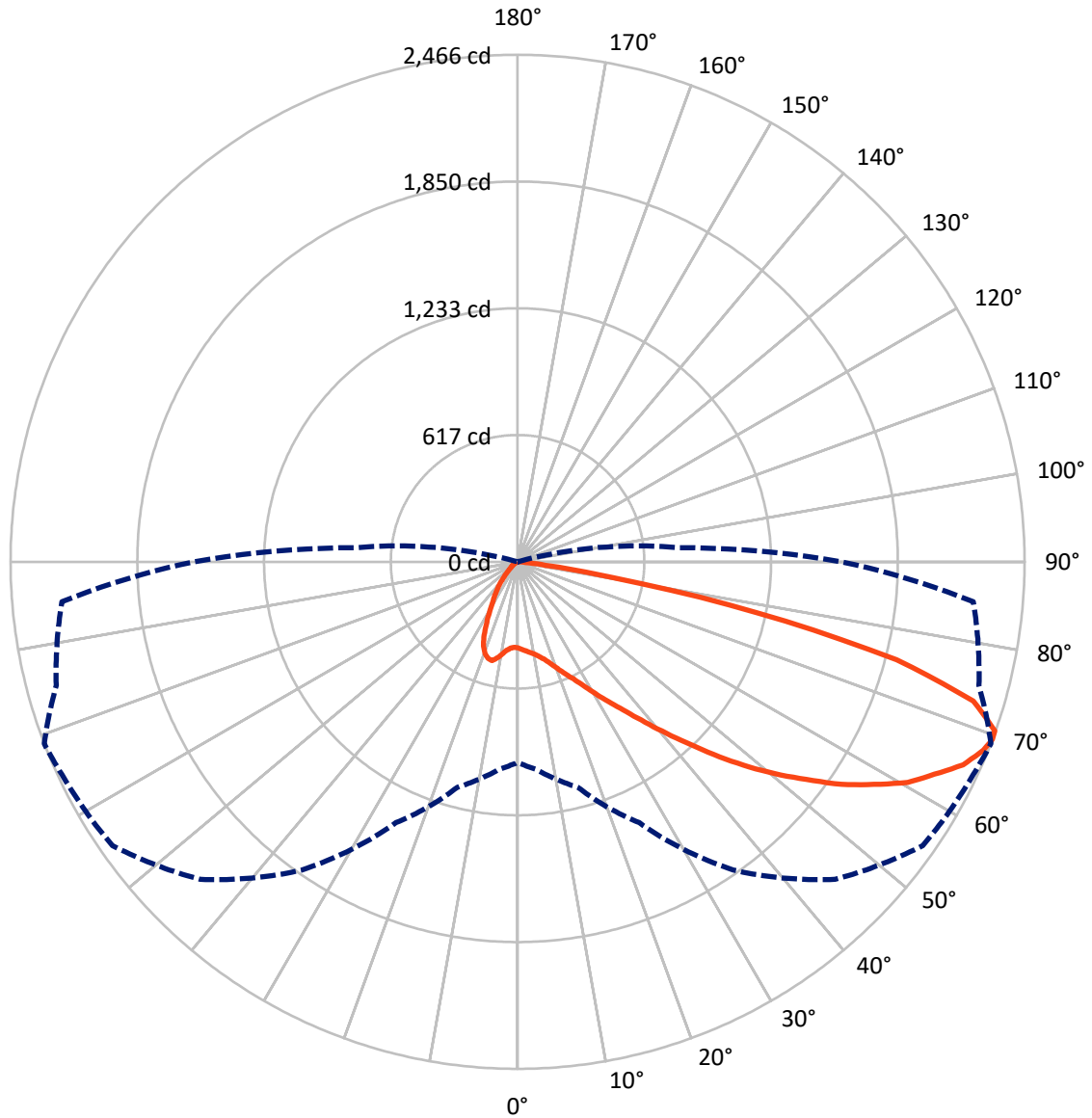
✕ Max cd
 - - - 1/2 Max cd



Based on 12 foot mounting height. Maximum calculated value = 3.6 fc
 Type III - Medium - N/A

REPORT NUMBER: P595077
CATALOG NUMBER: IST-PA1B-760-U-T3-HSS

Luminous Intensity Polar Plot



— Vertical Plane Through 69-Deg Lateral - - - Horizontal Cone Through 69-Deg Vertical

REPORT NUMBER: P595077
 CATALOG NUMBER: IST-PA1B-760-U-T3-HSS

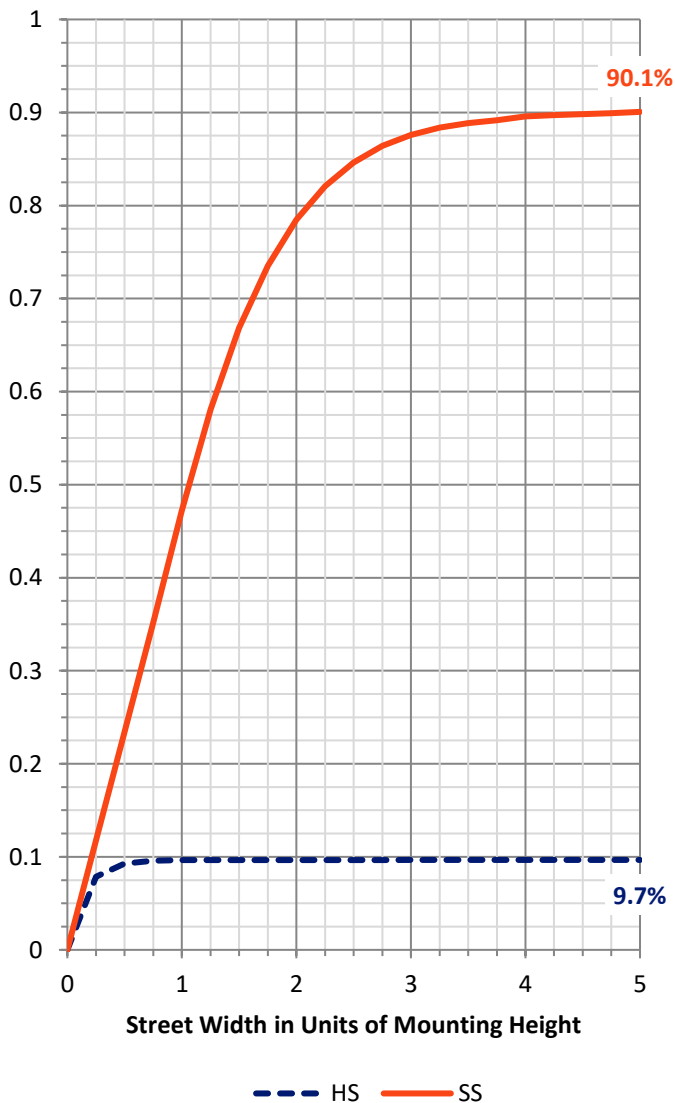
FLUX DISTRIBUTION:

		Downward	Upward	Total
House Side	Lumens	367.1	0.0	367.1
	% Fixture	9.7	0.0	9.7
Street Side	Lumens	3399.9	0.0	3399.9
	% Fixture	90.3	0.0	90.3
Total	Lumens	3767.0	0.0	3767.0
	% Fixture	100.0	0.0	100.0

ZONAL LUMENS:

Zone	Lumens	% Fixture
0°-10°	40.0	1.1
10°-20°	105.7	2.8
20°-30°	176.0	4.7
30°-40°	316.9	8.4
40°-50°	574.6	15.3
50°-60°	897.9	23.8
60°-70°	1038.8	27.6
70°-80°	580.9	15.4
80°-90°	36.3	1.0
90°-100°	0.0	0.0
100°-110°	0.0	0.0
110°-120°	0.0	0.0
120°-130°	0.0	0.0
130°-140°	0.0	0.0
140°-150°	0.0	0.0
150°-160°	0.0	0.0
160°-170°	0.0	0.0
170°-180°	0.0	0.0
0°-90°	3767.0	100.0
0°-180°	3767.0	100.0

Coefficient of Utilization

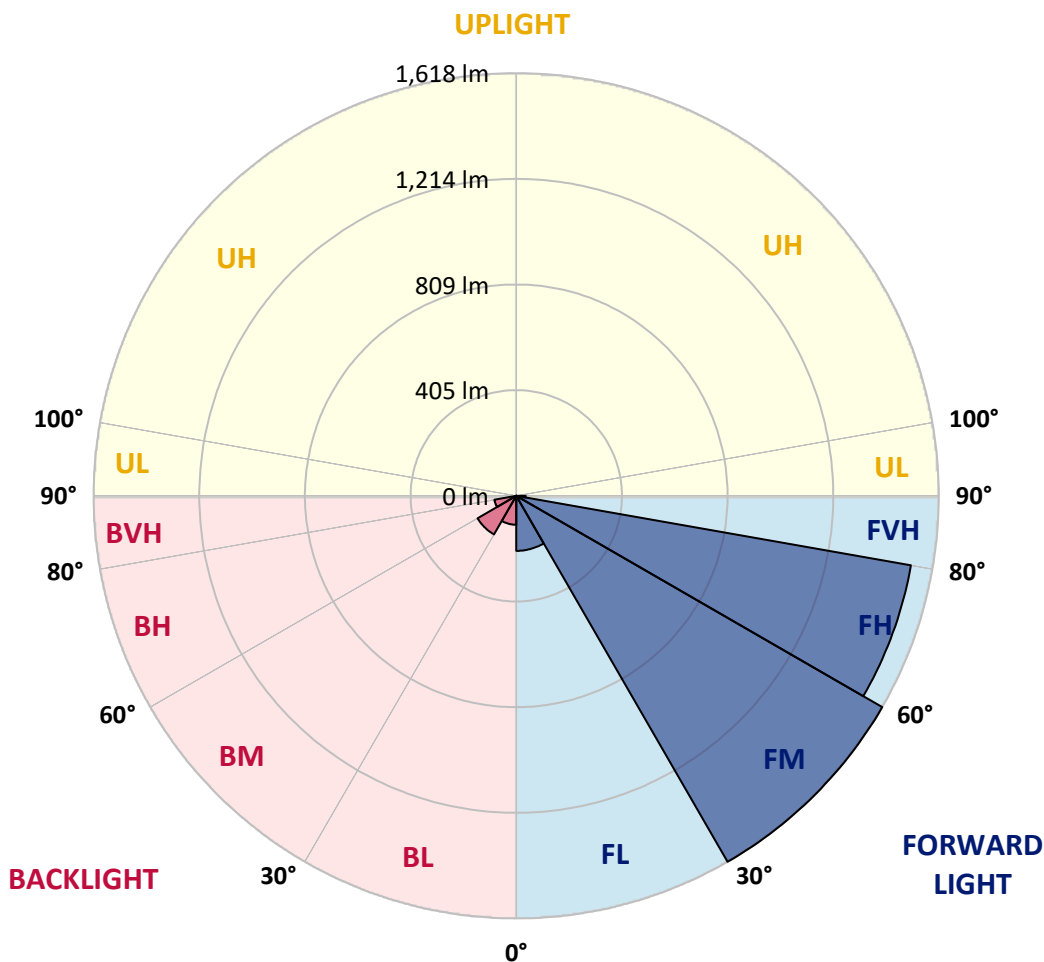


REPORT NUMBER: P595077
 CATALOG NUMBER: IST-PA1B-760-U-T3-HSS

LUMINAIRE CLASSIFICATION SYSTEM LUMEN TABLE AND BUG RATING:

Zone	Lumens	% Fixture	Zone Rating/Lumen Limit		
			B	U	G
FL (0°-30°)	210.7	5.6			
FM (30°-60°)	1618.4	43.0			
FH (60°-80°)	1534.8	40.7			G1/1800
FVH (80°-90°)	36.0	1.0			G1/100
BL (0°-30°)	110.9	2.9	B1/500		
BM (30°-60°)	170.9	4.5	B0/220		
BH (60°-80°)	85.0	2.3	B0/110		G0/110
BVH (80°-90°)	0.3	0.0			G0/10
UL (90°-100°)	0.0	0.0		U0/0	
UH (100°-180°)	0.0	0.0		U0/0	

BUG Rating: B1-U0-G1
 Type III Medium





REPORT NUMBER: P595077
 CATALOG NUMBER: IST-PA1B-760-U-T3-HSS

CANDELA DISTRIBUTION (FULL):

	0°	5°	15°	25°	35°	45°	55°	65°	69°	75°	85°
0°	419.0	419.0	419.0	419.0	419.0	419.0	419.0	419.0	419.0	419.0	419.0
2.5°	434.1	434.1	434.1	431.6	432.8	431.6	430.3	426.5	427.8	426.5	422.8
5°	419.0	420.3	424.0	426.5	432.8	435.3	436.6	436.6	435.3	432.8	430.3
7.5°	390.2	390.2	393.9	401.5	414.0	427.8	439.1	445.4	446.6	446.6	442.9
10°	382.6	382.6	387.7	392.7	405.2	421.5	439.1	454.1	456.7	459.2	457.9
12.5°	378.9	380.1	385.1	393.9	410.2	425.3	444.1	465.4	473.0	479.2	480.5
15°	383.9	383.9	388.9	397.7	416.5	437.8	461.7	485.5	493.0	501.8	508.1
17.5°	391.4	393.9	396.4	405.2	422.8	449.1	480.5	511.9	520.6	531.9	536.9
20°	404.0	404.0	406.5	414.0	432.8	464.2	508.1	545.7	553.3	560.8	567.1
22.5°	419.0	420.3	420.3	426.5	447.9	481.7	531.9	578.3	590.9	594.7	597.2
25°	464.2	461.7	452.9	449.1	465.4	501.8	560.8	617.2	631.0	634.8	629.8
27.5°	558.3	548.2	524.4	499.3	496.8	533.2	599.7	666.2	681.2	682.5	664.9
30°	676.2	677.5	638.6	584.6	548.2	567.1	642.3	727.6	742.7	736.4	708.8
32.5°	821.7	815.5	786.6	708.8	636.1	619.7	688.7	791.6	809.2	799.1	762.8
35°	945.9	949.7	914.6	845.6	754.0	701.3	745.2	863.1	884.5	866.9	821.7
37.5°	1050.1	1055.1	1033.7	977.3	895.7	812.9	819.2	947.2	976.0	958.5	902.0
40°	1165.5	1169.2	1160.5	1099.0	1026.2	945.9	918.3	1043.8	1082.7	1058.8	999.9
42.5°	1292.2	1306.0	1290.9	1242.0	1166.7	1097.7	1056.3	1161.7	1200.6	1185.5	1106.5
45°	1465.3	1466.6	1449.0	1400.1	1322.3	1265.8	1215.7	1287.2	1337.3	1318.5	1225.7
47.5°	1593.3	1602.1	1592.0	1558.1	1495.4	1457.8	1388.8	1425.2	1477.9	1454.0	1348.6
50°	1691.1	1715.0	1706.2	1716.2	1684.9	1668.5	1563.2	1568.2	1619.6	1599.5	1474.1
52.5°	1745.1	1775.2	1777.7	1829.1	1855.5	1895.6	1732.5	1725.0	1757.6	1740.1	1602.1
55°	1737.5	1745.1	1807.8	1901.9	2004.8	2096.3	1898.1	1866.8	1911.9	1863.0	1737.5
57.5°	1664.8	1683.6	1794.0	1910.7	2092.6	2225.6	2041.1	2006.0	2043.7	1978.4	1876.8
60°	1560.7	1588.3	1730.0	1896.9	2144.0	2303.3	2180.4	2145.3	2179.1	2100.1	2034.9
62.5°	1466.6	1479.1	1609.6	1839.2	2113.9	2299.6	2288.3	2255.7	2275.7	2192.9	2170.4
65°	1332.3	1337.3	1466.6	1735.0	2047.4	2274.5	2347.3	2359.8	2381.1	2270.7	2267.0
67.5°	1125.3	1136.6	1264.6	1553.1	1937.0	2225.6	2393.7	2418.8	2443.9	2312.1	2284.5
69°	976.0	1012.4	1135.4	1400.1	1830.4	2184.2	2406.2	2446.4	2466.4	2323.4	2225.6
70°	854.3	885.7	1027.5	1282.1	1736.3	2137.7	2415.0	2442.6	2462.7	2299.6	2129.0
72.5°	429.1	469.2	663.7	935.9	1380.0	1925.7	2369.8	2339.7	2318.4	2115.2	1722.5
75°	165.6	171.9	284.8	533.2	863.1	1413.9	2023.6	1967.1	1904.4	1604.6	1021.2
77.5°	91.6	90.3	124.2	235.9	367.6	691.3	1368.7	1278.4	1191.8	861.9	414.0
80°	38.9	41.4	53.9	112.9	193.2	239.6	664.9	590.9	470.5	273.5	99.1
82.5°	23.8	25.1	37.6	69.0	134.2	91.6	215.8	184.4	135.5	74.0	23.8
85°	7.5	8.8	26.3	46.4	65.2	37.6	48.9	42.7	37.6	31.4	7.5
87.5°	1.3	1.3	10.0	25.1	17.6	6.3	5.0	8.8	13.8	15.1	2.5
90°	0.0	0.0	0.0	0.0	0.0	0.0	0.0	0.0	0.0	0.0	0.0



REPORT NUMBER: P595077
 CATALOG NUMBER: IST-PA1B-760-U-T3-HSS

CANDELA DISTRIBUTION (continued):

	90°	95°	105°	115°	125°	135°	145°	155°	165°	175°	180°
0°	419.0	419.0	419.0	419.0	419.0	419.0	419.0	419.0	419.0	419.0	419.0
2.5°	421.5	419.0	416.5	415.3	415.3	412.7	411.5	410.2	410.2	409.0	409.0
5°	426.5	424.0	421.5	420.3	417.8	416.5	416.5	416.5	415.3	416.5	417.8
7.5°	439.1	435.3	434.1	432.8	432.8	429.1	422.8	406.5	390.2	385.1	380.1
10°	456.7	455.4	455.4	455.4	446.6	414.0	368.8	328.7	307.4	289.8	289.8
12.5°	481.7	481.7	480.5	476.7	431.6	352.5	282.3	222.1	186.9	166.9	169.4
15°	509.3	508.1	510.6	486.8	380.1	272.2	170.6	120.4	101.6	99.1	99.1
17.5°	538.2	540.7	538.2	460.4	312.4	168.1	101.6	91.6	89.1	89.1	89.1
20°	568.3	565.8	562.0	415.3	227.1	105.4	87.8	85.3	82.8	81.5	81.5
22.5°	598.4	595.9	570.8	357.5	141.8	86.6	82.8	77.8	74.0	72.8	72.8
25°	627.3	627.3	554.5	283.5	96.6	81.5	75.3	70.3	66.5	62.7	62.7
27.5°	663.7	666.2	528.2	198.2	81.5	75.3	67.7	60.2	55.2	52.7	52.7
30°	705.1	708.8	485.5	129.2	74.0	66.5	59.0	50.2	42.7	40.1	38.9
32.5°	754.0	757.7	436.6	85.3	66.5	57.7	48.9	37.6	30.1	28.9	27.6
35°	816.7	807.9	377.6	67.7	57.7	48.9	37.6	26.3	21.3	20.1	20.1
37.5°	894.5	875.7	309.9	59.0	48.9	38.9	27.6	17.6	13.8	13.8	12.5
40°	983.6	930.9	239.6	52.7	41.4	30.1	17.6	11.3	8.8	8.8	8.8
42.5°	1081.4	977.3	170.6	46.4	33.9	21.3	11.3	6.3	5.0	5.0	5.0
45°	1194.3	1019.9	116.7	40.1	28.9	15.1	6.3	2.5	2.5	2.5	2.5
47.5°	1307.2	1047.5	77.8	35.1	21.3	8.8	3.8	1.3	1.3	1.3	1.3
50°	1421.4	1068.9	60.2	30.1	15.1	5.0	1.3	0.0	0.0	0.0	0.0
52.5°	1523.0	1083.9	48.9	25.1	10.0	3.8	1.3	0.0	0.0	0.0	0.0
55°	1610.8	1085.2	42.7	20.1	7.5	2.5	0.0	0.0	0.0	0.0	0.0
57.5°	1699.9	1075.1	36.4	15.1	5.0	1.3	0.0	0.0	0.0	0.0	0.0
60°	1753.9	1048.8	28.9	11.3	3.8	1.3	0.0	0.0	0.0	0.0	0.0
62.5°	1786.5	1004.9	22.6	7.5	2.5	1.3	0.0	0.0	0.0	0.0	0.0
65°	1767.7	949.7	16.3	5.0	2.5	1.3	0.0	0.0	0.0	0.0	0.0
67.5°	1679.8	864.4	11.3	3.8	1.3	1.3	0.0	0.0	0.0	0.0	0.0
69°	1575.7	786.6	10.0	2.5	1.3	1.3	0.0	0.0	0.0	0.0	0.0
70°	1484.1	726.4	8.8	2.5	1.3	1.3	0.0	0.0	0.0	0.0	0.0
72.5°	1105.3	467.9	7.5	2.5	1.3	1.3	0.0	0.0	0.0	0.0	0.0
75°	621.0	156.8	5.0	1.3	1.3	0.0	0.0	0.0	0.0	0.0	0.0
77.5°	233.3	40.1	2.5	1.3	0.0	0.0	0.0	0.0	0.0	0.0	0.0
80°	51.4	10.0	1.3	0.0	0.0	0.0	0.0	0.0	0.0	0.0	0.0
82.5°	11.3	2.5	0.0	0.0	0.0	0.0	0.0	0.0	0.0	0.0	0.0
85°	3.8	1.3	0.0	0.0	0.0	0.0	0.0	0.0	0.0	0.0	0.0
87.5°	1.3	0.0	0.0	0.0	0.0	0.0	0.0	0.0	0.0	0.0	0.0
90°	0.0	0.0	0.0	0.0	0.0	0.0	0.0	0.0	0.0	0.0	0.0

(END OF REPORT)